

Lucie


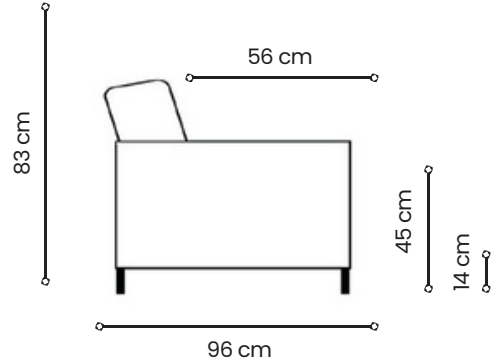
Productsheet



Elements of the collection (dimensions: wide, deep, high)

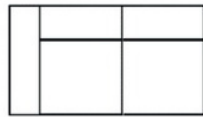
Explanation of the elements:

- W** = Element with armrests on both sides
- L/R** = Element with armrest on the left or right side
- L** = Element with armrest on the left side
- R** = Element with armrest on the right side
- N** = Element with no armrest
- P** = Pouffe element
- DP** = Decorative Pillow




2,4 W

182 x 96 x 83 cm



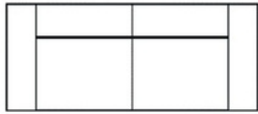
2,4 L/R

161 x 96 x 83 cm



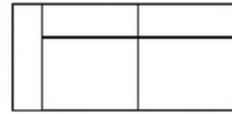
2,4 N

140 x 96 x 83 cm



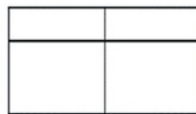
3,6 W

202 x 96 x 83 cm



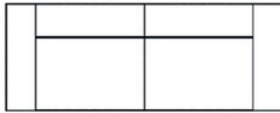
3,6 L/R

181 x 96 x 83 cm



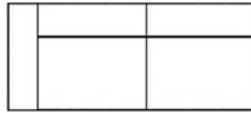
3,6 N

160 x 96 x 83 cm



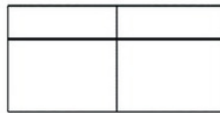
3,8 W

222 x 96 x 83 cm



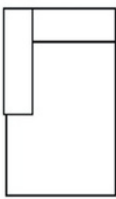
3,8 L/R

201 x 96 x 83 cm



3,8 N

180 x 96 x 83 cm



ML/R

102 x 106 x 83 cm



OTML/R

96 x 225 x 83 cm



P (70x50)

70 x 225 x 83 cm

Accessories:



DP.1

40 x 40 cm



DP.2

50 x 50 cm



DP.3

35 x 65 cm